

Kitchen renovations made easy

KITCHEN RENOVATIONS MADE EASY

🕒 3 minutes

📍 Langen bei Bregenz,
Vorarlberg

Rudi Pfeiffer is a pharmacist by trade so he knows how important it is to put storage space to optimal use, keep items safe and have structured workflows – and the same applies in his kitchen. His father-in-law was a maker of kitchens and that's why the Pfeiffers' old kitchen was fittingly functional. But after 30 years, it had slightly lost touch with the times and needed a complete makeover.



Rudi's expectations were high. He wanted to completely revamp his kitchen and employ contemporary solutions, a modern design and top-quality products. "I investigated the latest kitchen trends and discussed everything with my father-in-law. Together we came up with a possible design for the new kitchen," explains the 64-year-old.

Creating a dream kitchen step by step

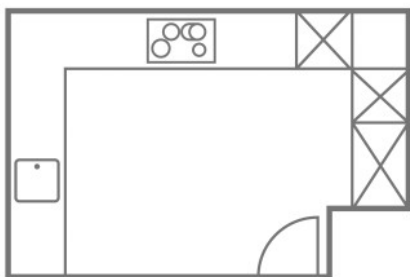
The pharmacist did a kitchen test drive to check the suitability of his preliminary design. "You can arrange mobile cabinets to simulate your kitchen layout at Blum's showroom in Dornbirn, so I was able to test drive my new kitchen before the refurbishment," says Rudi. He was also able to try out the functional fittings to his heart's content. "What's more, Blum employees on site gave me some useful tips which we then incorporated into the design."

A good kitchen has two important roles: it meets the kitchen user's personal requirements and utilises every inch of space available. "That's why you should take plenty of time to think about your needs and wishes if you want to carry out a refurbishment," advises Josefa Kohler, showroom adviser. "It's important to ask yourself the following questions: What are your daily routines? How many people cook regularly and who are they? What items do you want to keep in your kitchen? Where do you eat your meals? My advice is to write down your answers and discuss them in detail with your kitchen planner," says Josefa who knows what she's



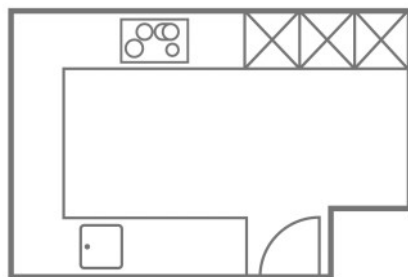
Layout 1: Spacious design

This was Rudi Pfeiffer's favourite layout. The spacious design underlines the modern look of the kitchen and gives him and his wife plenty of space to cook together.



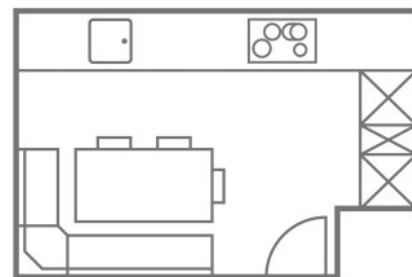
Layout 2: Even more storage space

Everyone has different storage space requirements. Depending on cooking and buying habits, more storage space could have been set aside for Rudi.




Layout 3: Kitchen dining

If the Pfeiffers hadn't had a separate dining room, this design would have turned their kitchen into a communication hub – with a spacious corner bench and dining table.



Before



After

An exclusive look behind the fronts after the makeover

Rudi Pfeiffer opted for the first layout and then asked a trusted cabinet maker to implement the design. Rudi was overjoyed with the result. "I can only recommend it to everyone. A kitchen test drive allows you to actually experience your new kitchen and then you can easily make any changes that are needed," he says, adding: "Now we're well equipped for the next 30 years." What clever solutions are concealed behind Rudi's new kitchen fronts and how has he put the storage space available to the best possible use?

The sink pull-out makes optimum use of the space under the sink.

In contrast to the old unit with two doors, the new sink cabinet makes better use of the storage space available with a U-shaped pull-out above and a high fronted pull-out below.



Inner dividing systems hold and organise kitchen utensils



"Nothing slides around, nothing clatters," says Rudi, commenting on his beautifully organised drawers. Knives, forks and spoons are removed and put back again without a sound – thanks to the special Softtouch coating of the cutlery insert from the AMBIA-LINE organising system.

Freedom of movement with the AVENTOS bi-fold lift system

It was not uncommon for the pharmacist to have to dodge the cabinet doors projecting into his old kitchen.

Installation of the AVENTOS bi-fold lift systems means the fronts now move up and out of his way.



Feather-light LEGRABOX pull-outs



What Rudi Pfeiffer likes best about his new pull-outs: "The luxurious pull-outs have a feather-light glide, even when heavily laden."

Ample space in the SPACE TOWER larder unit

So spacious. Pharmacist Rudi is familiar with the benefits of pharmacy pull-out shelving. SPACE TOWER delivers those benefits and more with inner pull-outs that can be opened individually. The cabinet gives him a completely new feeling of space and provides easy access to provisions. "My very own pull-out larder unit makes me happy every time I use it!" says Rudi Pfeiffer.

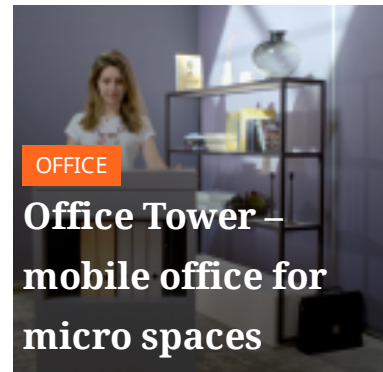
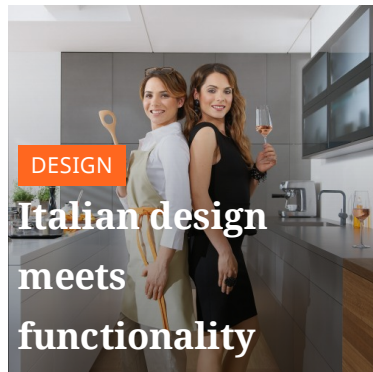


Handle-less furniture opens electrically at a single touch

He simply loves the SERVO-DRIVE electrical motion support system. "It makes our new handle-less kitchen perfect right down to the last detail. Beautiful and practical – I wouldn't want to do without it."



This might also interest you



Julius Blum GmbH

Plant 2

Industriestrasse 1

6973 Hoechst

AUSTRIA

Phone +43 5578 705
- 0

[Email](#)

About us

Blum is an Austrian manufacturer of innovative furniture fittings.

[Find out more](#)